


# > SQUARE


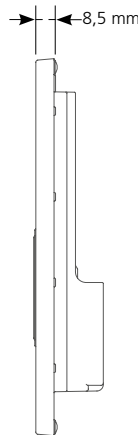
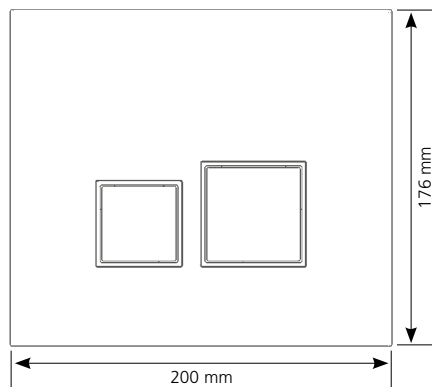
Can be installed on BCM 790, BCM - BCU 350 and Intraslim B




Black & Bright chrome inserts

## DESCRIPTION


- Modern and angular design
- Made from ABS
- Dual flush
- Mechanical actuation
- Actuation force below 20 Newton
- Smooth actuating screws to avoid operating noise
- Hand cuttable fixing and actuation screws for adapting length to cladding
- Flush plate serves as an access point for reaching the cistern equipment
- Cladding thickness between 16 and 100 mm



White & Bright chrome inserts



Stainless steel finish & Bright chrome inserts



Bright chrome & Matt chrome inserts

## TEXT FOR TENDERS:

### SQUARE .....

Ref.: 31 20.... 10

Dual flush actuation plate, ..... finish rectangular plate and square buttons, ..... square inserts. 2-year guarantee. Dimensions height 176 mm, width 200 mm and depth 8,5 mm.

Delivered with back fixing frame, 2 fixing screws and 2 actuation screws.

	Ref.	Barcode	Packing	Packing			Pallet quantity
				Nb	M <sup>3</sup>	Kg	
SQUARE White / Bright chrome inserts	31 2040 10	3 24723 002425 4	Carton	40	0,096	16,4	-
SQUARE Black / Bright chrome inserts	31 2041 10	3 24723 002426 1	Carton	40	0,096	16,4	-
SQUARE Stainless steel finish / Bright chrome inserts	31 2042 10	3 24723 002427 8	Carton	40	0,096	16,4	-
SQUARE Bright chrome / Matt chrome inserts	31 2072 10	3 24723 002430 8	Carton	40	0,096	16,4	-